


# Checking marketplace's landing information

Customers can also check the information provided on the website's home page.


The first thing that appears on the home page is its banner which has two buttons in it: (1) *Learn More* button which leads to the project's website and (2) *Watch video* button which leads to a project's informative video.

Right under the banner, there is a search bar. Here you can write whatever keyword you want to search by and then when you click the search button this will lead you to the *Search* page filtering the offerings by that keyword.

The next section is the *How It Works* section which explains what customers and providers can do over the website.

Image not found or type unknown


Right under the last section is the *Featured offerings* section which shows a small portion of the available offerings on the website. (Note that this cards behave the same way as the ones on the *Search* page.)

Image not found or type unknown

The next thing on the Home page is the *Platform benefits* section which basically shows a list of benefits that this platform offers.

Image not found or type unknown

The last section of the Home page is the *Explore the Distributed Open Marketplace Project* section which shows some information about the project.

Image not found or type unknown

---

Revision #1

Created 3 October 2024 10:07:20 by FICODES Support

Updated 3 October 2024 10:12:58 by FICODES Support