


Navigating over the marketplace

- [Checking available product offerings and catalogues](#)
- [Checking marketplace's landing information](#)


Checking available product offerings and catalogues

All the available (Launched) offerings appear in the *Search* page of the website, so they can be seen by customers.


Note: At this moment the purchase of offerings is disabled, so the Customers can just navigate over the marketplace.


Image not found or type unknown

Customers can search offerings by keyword using the provided search bar and filter the shown offerings by category using the categories dropdown and choosing the wanted ones.


Image not found or type unknown


Customers can open a small review of the offer by clicking on *View Details*.


Image not found or type unknown


Image not found or type unknown

If you want to access offer's full information you can click on *View Details* in the shown modal or just clicking on the image of the offer's main card. This will lead you to the offer's detail view. In it is shown the general info about the offering and its included product, its compliance profile, the price plans of the offering, the characteristics of the product, the product's attachments, product's license and the existing relationships.

Image not found or type unknown


Image not found or type unknown

Image not found or type unknown

Image not found or type unknown

Additionally, customers can select a specific catalogue of offerings. In order to do that they should click the *Catalogues* button on the main website's header. In this view the existing catalogues will appear a list of cards, you can access to one specific catalogue by clicking on its card (e.g. click on "Computing Services" catalog). This will lead you to a search view with the same behavior as the main one explained before but filtered by the catalog shown on its breadcrumb.

Image not found or type unknown

Image not found or type unknown


Checking marketplace's landing information

Customers can also check the information provided on the website's home page.


The first thing that appears on the home page is its banner which has two buttons in it: (1) *Learn More* button which leads to the project's website and (2) *Watch video* button which leads to a project's informative video.

Right under the banner, there is a search bar. Here you can write whatever keyword you want to search by and then when you click the search button this will lead you to the *Search* page filtering the offerings by that keyword.


The next section is the *How It Works* section which explains what customers and providers can do over the website.

image.png


Right under the last section is the *Featured offerings* section which shows a small portion of the available offerings on the website. (Note that this cards behave the same way as the ones on the *Search* page.)

image.png

The next thing on the Home page is the *Platform benefits* section which basically shows a list of benefits that this platform offers.

image.png

The last section of the Home page is the *Explore the Distributed Open Marketplace Project* section which shows some information about the project.

image.png