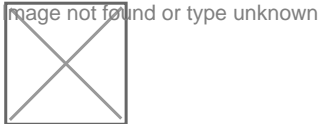


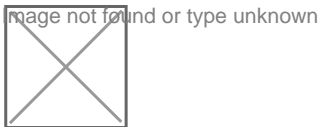
# How to: Create a new account

The procedure for requesting an account is as follows:

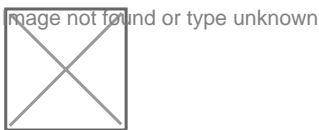
- Open a web browser and go to the URL: <https://knowledgebase.dome-marketplace.eu>
- Click on the “ LOGIN” option at the top right, as you can see from the screenshot below.



- Click the "Register" option at the bottom of the page, next to "New User?".



- Enter the information necessary to create your account: username, password, confirmation password, email address, name and surname. Then, click on the “Register” button



- Once the procedure has been completed, you will receive an email confirming registration.

Registration generates an account with a "Public" profile, if you need to change your profile, see the "How to: request profile change", which is the next page:

[How to Request a profile Change](#)

---

Revision #14

Created 5 August 2024 08:59:59 by Roberto Ciriello

Updated 8 May 2025 12:46:34 by Roberto Balzano